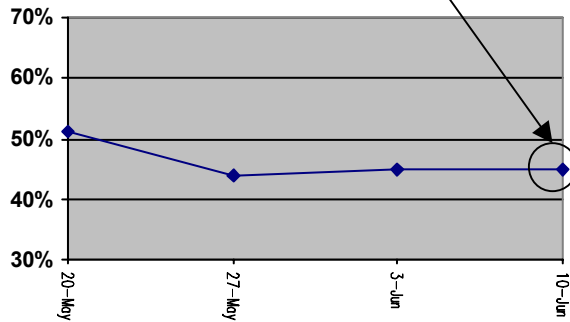


# Swing Trading Bulletin

Week 56,  
Market Close,  
10th June 2005

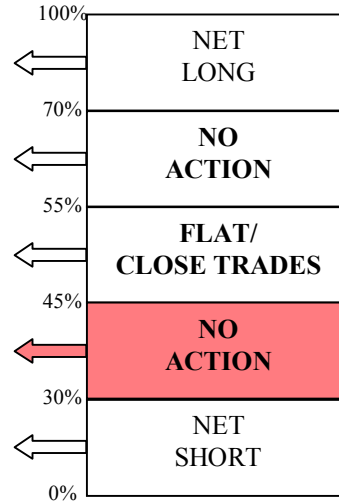
SQ  
Bullish Probability



**NOTE:** "SQ" is a market timing system for contrarian "swing traders" (2 weeks to 4 months). It is 100% sentiment and probability based. A unique process of "scoring" various sentiment input indicators derives a bullish probability for the market - SQ. This activates the trading model (above right) at certain trigger points.

10<sup>th</sup> June '05:  
SQ = 45%

SQ  
Bullish Probability



TRADING  
MODEL

NASDAQ Composite  
CLOSING LEVEL

10<sup>th</sup> June 2005,  
Closing Level:  
**2063**

SQ INPUTS

The sentiment inputs come from the options market, market surveys, asset allocation and proprietary indicators.

## Commentary

There was no change at all in SQ over the last week at 45%, reflecting little movement in the NASDAQ Composite. This further cements the neutral scenario of recent weeks and there is no change to our posture for the moment. If volatility remains this low then we will grow increasingly bearish through the summer months and will look to sell any sudden spike up in the market. For now the best approach remains "wait and see".

## Trading Model Rules

All trades are against the NASDAQ Composite and executed either:

- Against the coming week's opening level of the Composite index.
- Via limit/stop orders at a specified level as described in the prior week's report.

Zero transaction/trading costs assumed and no spread. No interest on cash balances. All stop and limit orders entered at the next market open on a "good until cancelled" basis; specified order levels correspond to the NASDAQ Composite. Cancellation can take place only within a report such as this. All trades executed at closest exact level (no fractions).

## Current Trades and Open Positions

**Trades Executed Last Week:**

NONE.

**Current Open Positions:**

\$US 1,176,547 in cash.

**Current Pending Orders/New Trades:**

NONE.

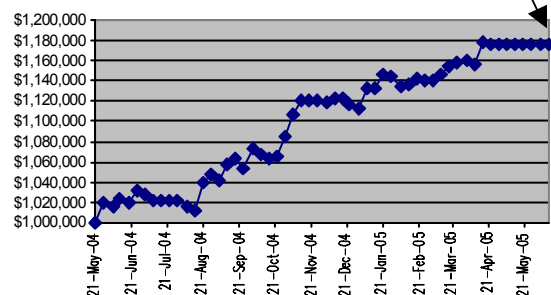
## Weekly Performance Track (10<sup>th</sup> June '05)

Starting Capital: US\$1,000,000 (21<sup>st</sup> May 2004).

4 Winning Closed Trades, 0 Losing Closed Trades.

Change in NAV since 1 week ago: +0.0%

Change in NAV since inception: +17.7%



**Disclaimer:** The timing signals and comments provided by ContraQuant Limited are for research and information purposes only, and should not be considered as investment advice. Descriptions of trading posture and trades simulate our own investment activity, and do not in any way infer that such actions are likely to be profitable. Reliance upon information provided by ContraQuant Limited is at your own risk, and we shall not be held liable for any loss due to posted timing signals and comments. Further, ContraQuant Limited is not registered with any association in any capacity to give investment advice. This document may not be reproduced nor copies circulated without prior authority.

Sent by email, Sunday 12<sup>th</sup> June 2005, to Mr Jafar Omid, Mr Jack Schwager, Dr Andrew Coles, Mr Rupen Soodhak, Mr Christian Voit, Mr Gerwin Kugi.