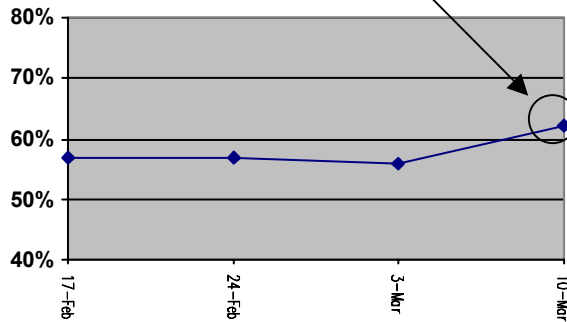


Swing Trading Bulletin

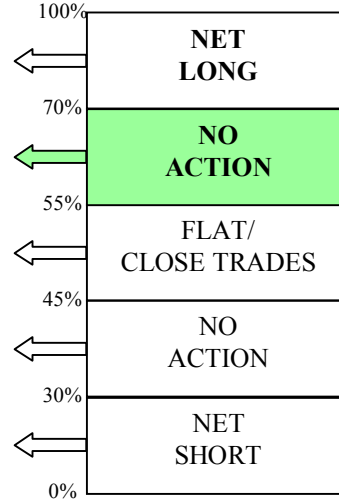
Week 95,
Market Close,
10th Mar. 2006

SQ
Bullish Probability



NOTE: "SQ" is a market timing system for contrarian "swing traders" (2 weeks to 4 months). It is 100% sentiment and probability based. A unique process of "scoring" various sentiment input indicators derives a bullish probability for the market - SQ. This activates the trading model (above right) at certain trigger points.

SQ
Bullish Probability



TRADING
MODEL

NASDAQ Composite
CLOSING LEVEL

10th Mar. 2006,
Closing Level:
2262

SQ INPUTS

The sentiment inputs come from the options market, market surveys, asset allocation and proprietary indicators.

Commentary

There was a 1.8% fall in the NASDAQ Composite last week. This certainly shook out some of the more complacent players as sentiment turned from neutral to slightly bearish. SQ moved up to 62% which sets us up for a possible LONG trade if there are further market drops next week. There are signs that this scenario could take hold – for example investor surveys are showing a higher level of pessimism than for a while. But it could just as easily flip back the other way so for now we continue to watch with interest.

Trading Model Rules

All trades are against the NASDAQ Composite and executed either:

- Against the coming week's opening level of the Composite index.
 - Via limit/stop orders at a specified level as described in the prior week's report.
- Zero transaction/trading costs assumed and no spread. No interest on cash balances. All stop and limit orders entered at the next market open on a "good until cancelled" basis; specified order levels correspond to the NASDAQ Composite. Cancellation can take place only within a report such as this. All trades executed at closest exact level (no fractions).

Current Trades and Open Positions

Trades Executed Last Week:

NONE.

Current Open Positions:

\$US 1,240,024 in cash.

Current Pending Orders/New Trades:

NONE.

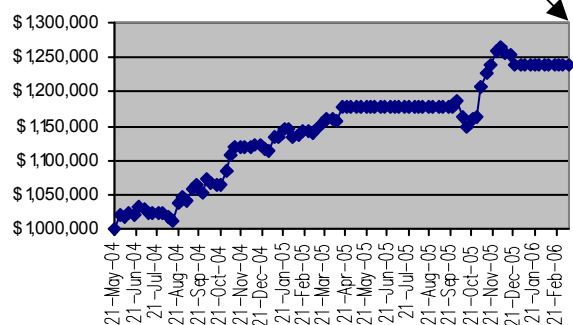
Weekly Performance Track (10th Mar. '06)

Starting Capital: US\$1,000,000 (21st May 2004).

5 Winning Closed Trades, 0 Losing Closed Trades.

Change in NAV since 1 week ago: + 0.0%

Change in NAV since inception: **+24.0%**



Disclaimer: The timing signals and comments provided by ContraQuant Limited are for research and information purposes only, and should not be considered as investment advice. Descriptions of trading posture and trades simulate our own investment activity, and do not in any way infer that such actions are likely to be profitable. Reliance upon information provided by ContraQuant Limited is at your own risk, and we shall not be held liable for any loss due to posted timing signals and comments. Further, ContraQuant Limited is not registered with any association in any capacity to give investment advice. This document may not be reproduced nor copies circulated without prior authority.