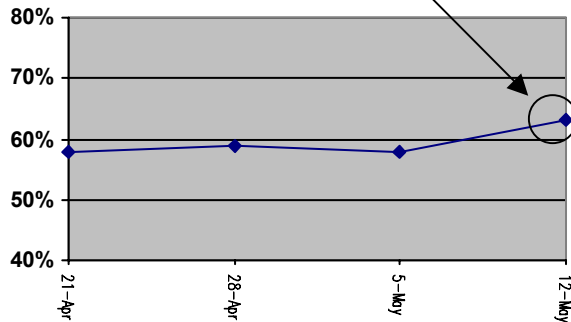


Swing Trading Bulletin

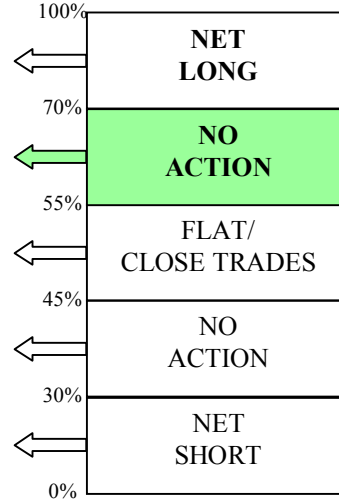
Week 104,
Market Close,
12th May 2006

SQ
Bullish Probability



12th May '06:
SQ = 63%

SQ
Bullish Probability



TRADING
MODEL

NASDAQ Composite
CLOSING LEVEL

12th May 2006,
Closing Level:
2244

SQ INPUTS

The sentiment inputs come from the options market, market surveys, asset allocation and proprietary indicators.

NOTE: "SQ" is a market timing system for contrarian "swing traders" (2 weeks to 4 months). It is 100% sentiment and probability based. A unique process of "scoring" various sentiment input indicators derives a bullish probability for the market - SQ. This activates the trading model (above right) at certain trigger points.

Commentary

Last week at last saw a substantial move in the market – almost 100 points down – as well as a spike up in our model reading. The model now reads 63% which puts us on the threshold of entering a LONG trade. The speed of the market's recent pullback has taken observers by surprise. However, a further week or two of negative sentiment needs to build to fully open up any prospective LONG opportunity. We will watch events unfold with interest.

Trading Model Rules

All trades are against the NASDAQ Composite and executed either:

- Against the coming week's opening level of the Composite index.
- Via limit/stop orders at a specified level as described in the prior week's report.

Zero transaction/trading costs assumed and no spread. No interest on cash balances. All stop and limit orders entered at the next market open on a "good until cancelled" basis; specified order levels correspond to the NASDAQ Composite. Cancellation can take place only within a report such as this. All trades executed at closest exact level (no fractions).

Current Trades and Open Positions

Trades Executed Last Week:

NONE.

Current Open Positions:

\$US 1,240,024 in cash.

Current Pending Orders/New Trades:

NONE.

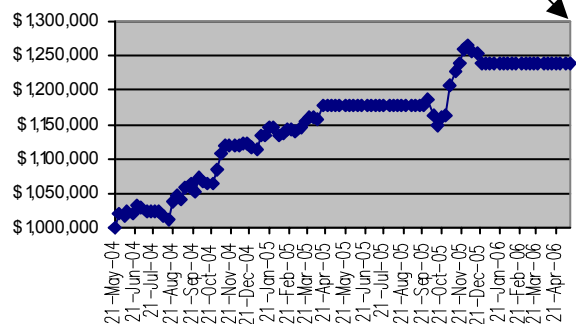
Weekly Performance Track (12th May '06)

Starting Capital: US\$1,000,000 (21st May 2004).

5 Winning Closed Trades, 0 Losing Closed Trades.

Change in NAV since 1 week ago: + 0.0%

Change in NAV since inception: **+24.0%**



Disclaimer: The timing signals and comments provided by ContraQuant Limited are for research and information purposes only, and should not be considered as investment advice. Descriptions of trading posture and trades simulate our own investment activity, and do not in any way infer that such actions are likely to be profitable. Reliance upon information provided by ContraQuant Limited is at your own risk, and we shall not be held liable for any loss due to posted timing signals and comments. Further, ContraQuant Limited is not registered with any association in any capacity to give investment advice. This document may not be reproduced nor copies circulated without prior authority.