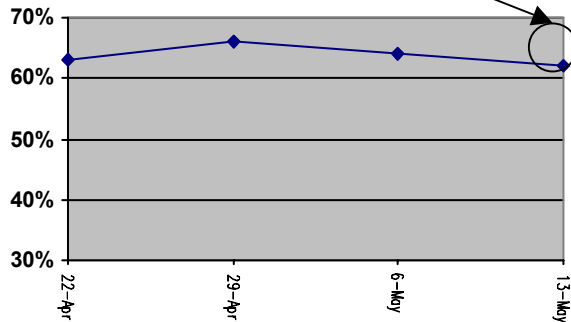


Swing Trading Bulletin

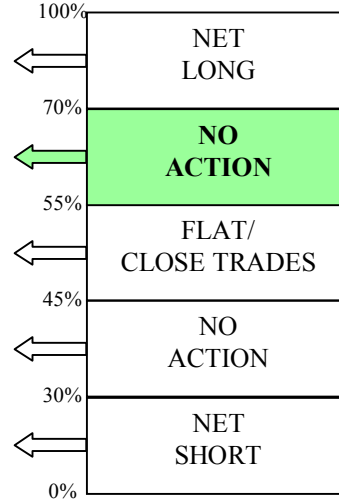
Week 52,
Market Close,
13th May 2005

SQ
Bullish Probability



NOTE: "SQ" is a market timing system for contrarian "swing traders" (2 weeks to 4 months). It is 100% sentiment and probability based. A unique process of "scoring" various sentiment input indicators derives a bullish probability for the market - SQ. This activates the trading model (above right) at certain trigger points.

SQ
Bullish Probability



NASDAQ Composite
CLOSING LEVEL

13th May 2005,
Closing Level:
1977

SQ INPUTS

The sentiment inputs come from the options market, market surveys, asset allocation and proprietary indicators.

Commentary

There was a modest 0.5% point move up in the NASDAQ Composite which led to a slight reduction in SQ from 64% to 61% as sentiment towards technology shares showed a slight improvement. Despite the poor performance of the market so far this year it seems that bulls are fast to regain their composure. This is being shown particularly in volatility which is drifting lower again from the peaks of a few weeks ago. As a result there is still too much complacency around to set up a LONG trade and our "wait and see" stance remains firmly in place.

Trading Model Rules

All trades are against the NASDAQ Composite and executed either:

- Against the coming week's opening level of the Composite index.
- Via limit/stop orders at a specified level as described in the prior week's report.

Zero transaction/trading costs assumed and no spread. No interest on cash balances. All stop and limit orders entered at the next market open on a "good until cancelled" basis; specified order levels correspond to the NASDAQ Composite. Cancellation can take place only within a report such as this. All trades executed at closest exact level (no fractions).

Current Trades and Open Positions

Trades Executed Last Week:

NONE.

Current Open Positions:

\$US 1,176,547 in cash.

Current Pending Orders/New Trades:

NONE.

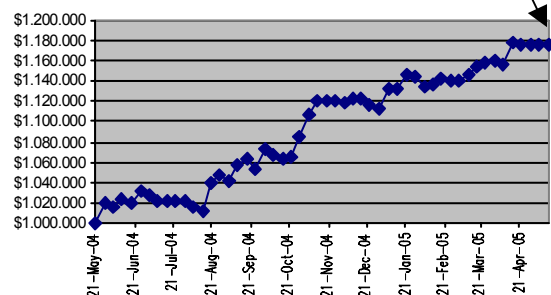
Weekly Performance Track (13th May '05)

Starting Capital: US\$1,000,000 (21st May 2004).

4 Winning Closed Trades, 0 Losing Closed Trades.

Change in NAV since 1 week ago: + 0.0%

Change in NAV since inception: **+17.7%**



Disclaimer: The timing signals and comments provided by ContraQuant Limited are for research and information purposes only, and should not be considered as investment advice. Descriptions of trading posture and trades simulate our own investment activity, and do not in any way infer that such actions are likely to be profitable. Reliance upon information provided by ContraQuant Limited is at your own risk, and we shall not be held liable for any loss due to posted timing signals and comments. Further, ContraQuant Limited is not registered with any association in any capacity to give investment advice. This document may not be reproduced nor copies circulated without prior authority.