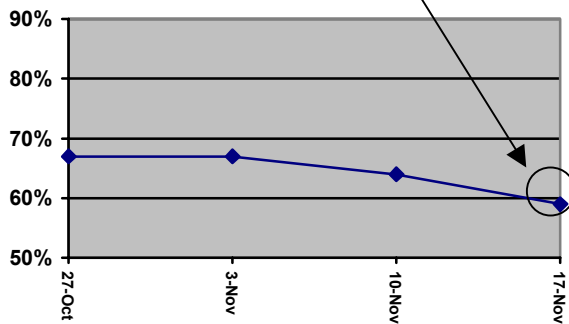


# Swing Trading Bulletin

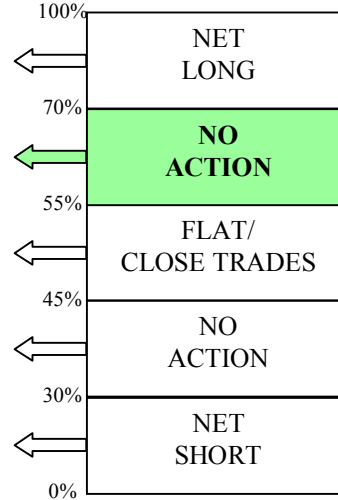
Week 131,  
Market Close,  
17th Nov. 2006

SQ  
Bullish Probability



**NOTE:** "SQ" is a market timing system for contrarian "swing traders" (2 weeks to 4 months). It is 100% sentiment and probability based. A unique process of "scoring" various sentiment input indicators derives a bullish probability for the market - SQ. This activates the trading model (above right) at certain trigger points.

SQ  
Bullish Probability



NASDAQ Composite  
CLOSING LEVEL

17th Nov. 2006,  
Closing Level:  
**2446**

SQ INPUTS

The sentiment inputs come from the options market, market surveys, asset allocation and proprietary indicators.

## Commentary

Last week saw a further 56 point gain for the NASDAQ Composite as signs of bullish sentiment finally began to creep in. This caused our model index to move down to 59% bullish probability which means we may soon look to close our LONG position. We'll wait until our 55% trigger point is breached before we do so. As a first step this week however, we'll move our stops up to our entry level of 2171.

## Trading Model Rules

All trades are against the NASDAQ Composite and executed either:

- Against the coming week's opening level of the Composite index.
- Via limit/stop orders at a specified level as described in the prior week's report.

Zero transaction/trading costs assumed and no spread. No interest on cash balances. All stop and limit orders entered at the next market open on a "good until cancelled" basis; specified order levels correspond to the NASDAQ Composite. Cancellation can take place only within a report such as this. All trades executed at closest exact level (no fractions).

## Current Trades and Open Positions

**Trades Executed Last Week:**  
NONE.

**Current Open Positions:**

\$US 1,240,024 LONG at average level of 2171 (filled on 22<sup>nd</sup> May at 2176 and 2178, 24<sup>th</sup> May at 2154 and 6<sup>th</sup> June at 2164).

**Current Pending Orders/New Trades:**

Move Stop Order to Close all positions from 1850 to 2171.

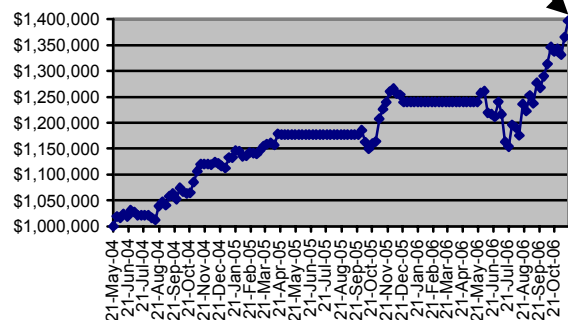
## Weekly Performance Track (17th Nov. '06)

Starting Capital: US\$1,000,000 (21<sup>st</sup> May 2004).

5 Winning Closed Trades, 0 Losing Closed Trades.

Change in NAV since 1 week ago: + 2.3%

Change in NAV since inception: +39.7%



**Disclaimer:** The timing signals and comments provided by ContraQuant Limited are for research and information purposes only, and should not be considered as investment advice. Descriptions of trading posture and trades simulate our own investment activity, and do not in any way infer that such actions are likely to be profitable. Reliance upon information provided by ContraQuant Limited is at your own risk, and we shall not be held liable for any loss due to posted timing signals and comments. Further, ContraQuant Limited is not registered with any association in any capacity to give investment advice. This document may not be reproduced nor copies circulated without prior authority.