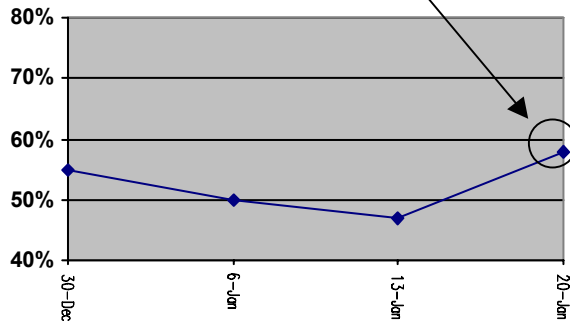


Swing Trading Bulletin

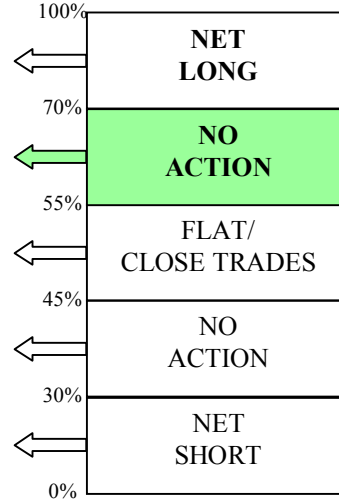
Week 88,
Market Close,
20th Jan. 2006

SQ
Bullish Probability



NOTE: "SQ" is a market timing system for contrarian "swing traders" (2 weeks to 4 months). It is 100% sentiment and probability based. A unique process of "scoring" various sentiment input indicators derives a bullish probability for the market - SQ. This activates the trading model (above right) at certain trigger points.

SQ
Bullish Probability



TRADING
MODEL

NASDAQ Composite
CLOSING LEVEL

20th Jan. 2006,
Closing Level:

2248

SQ INPUTS

The sentiment inputs come from the options market, market surveys, asset allocation and proprietary indicators.

Commentary

There was a 3% drop in the NASDAQ Composite mostly concentrated into Friday's trade. This led to a fairly sharp increase in our SQ measure from 47% to 58%. Although this suggests that significant complacency has been shaken out of the market, it is not yet enough to set up a high probability LONG trade. Nevertheless we shall lie in wait in case of further sharp market falls, in which case there could be an opportunity to buy.

Trading Model Rules

All trades are against the NASDAQ Composite and executed either:

- Against the coming week's opening level of the Composite index.
 - Via limit/stop orders at a specified level as described in the prior week's report.
- Zero transaction/trading costs assumed and no spread. No interest on cash balances. All stop and limit orders entered at the next market open on a "good until cancelled" basis; specified order levels correspond to the NASDAQ Composite. Cancellation can take place only within a report such as this. All trades executed at closest exact level (no fractions).

Current Trades and Open Positions

Trades Executed Last Week:

NONE.

Current Open Positions:

\$US 1,240,024 in cash.

Current Pending Orders/New Trades:

NONE.

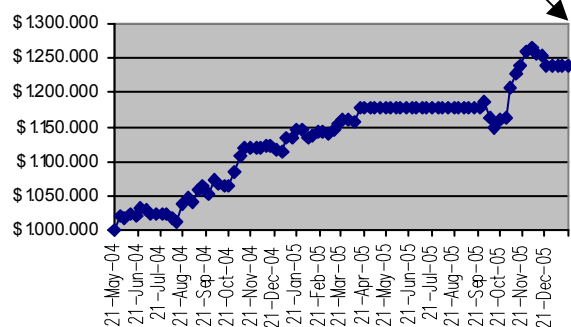
Weekly Performance Track (20th Jan. '06)

Starting Capital: US\$1,000,000 (21st May 2004).

5 Winning Closed Trades, 0 Losing Closed Trades.

Change in NAV since 1 week ago: +0.0%

Change in NAV since inception: **+24.0%**



Disclaimer: The timing signals and comments provided by ContraQuant Limited are for research and information purposes only, and should not be considered as investment advice. Descriptions of trading posture and trades simulate our own investment activity, and do not in any way infer that such actions are likely to be profitable. Reliance upon information provided by ContraQuant Limited is at your own risk, and we shall not be held liable for any loss due to posted timing signals and comments. Further, ContraQuant Limited is not registered with any association in any capacity to give investment advice. This document may not be reproduced nor copies circulated without prior authority.