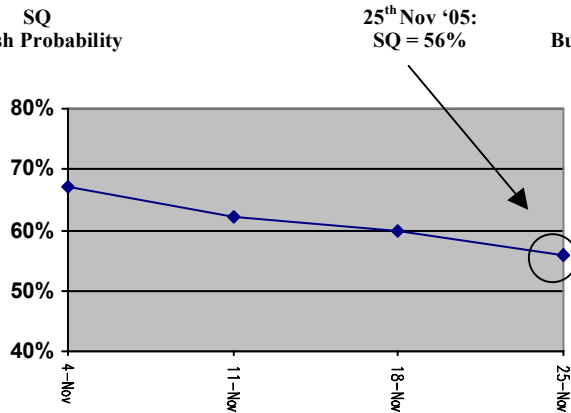


# Swing Trading Bulletin

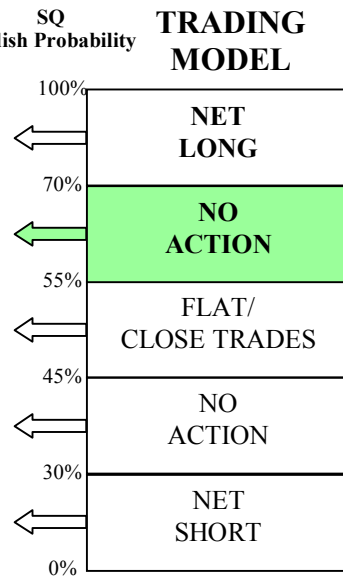
Week 80,  
Market Close,  
25th Nov. 2005

SQ  
Bullish Probability



**NOTE:** "SQ" is a market timing system for contrarian "swing traders" (2 weeks to 4 months). It is 100% sentiment and probability based. A unique process of "scoring" various sentiment input indicators derives a bullish probability for the market - SQ. This activates the trading model (above right) at certain trigger points.

SQ  
Bullish Probability



NASDAQ Composite  
CLOSING LEVEL

25th Nov. 2005,  
Closing Level:  
**2263**

SQ INPUTS

The sentiment inputs come from the options market, market surveys, asset allocation and proprietary indicators.

## Commentary

It is good to chalk up our 6th straight week of growth in NAV with our first fully committed 100% LONG trade. Although our model is almost at the level to flatten out, we can nevertheless maintain our open position just a little longer. There is certainly more complacency in the market now however plenty of money remains sidelined therefore we would expect the short-term upward momentum to continue. To cover this scenario we now introduce a Limit Order to close out our LONG at 2335. At the same time, for safety's sake we raise our trailing stops up to a level of 2227. Whichever of the Stop or Limit is hit first will close out the entire trade.

## Trading Model Rules

All trades are against the NASDAQ Composite and executed either:

- Against the coming week's opening level of the Composite index.
- Via limit/stop orders at a specified level as described in the prior week's report.

Zero transaction/trading costs assumed and no spread. No interest on cash balances. All stop and limit orders entered at the next market open on a "good until cancelled" basis; specified order levels correspond to the NASDAQ Composite. Cancellation can take place only within a report such as this. All trades executed at closest exact level (no fractions).

## Current Trades and Open Positions

**Trades Executed Last Week:**

NONE.

**Current Open Positions:**

\$US 1,176,547 LONG on Nasdaq Composite at average level of 2113 (entered September 26<sup>th</sup>, October 5<sup>th</sup>, October 6<sup>th</sup>, October 10<sup>th</sup>, October 12<sup>th</sup>)

**Current Pending Orders/New Trades:**

Cancel Stop at 1780 and open new Stop Order to close all LONG positions at 2227.

Open Limit Order to close all LONG positions at 2335.

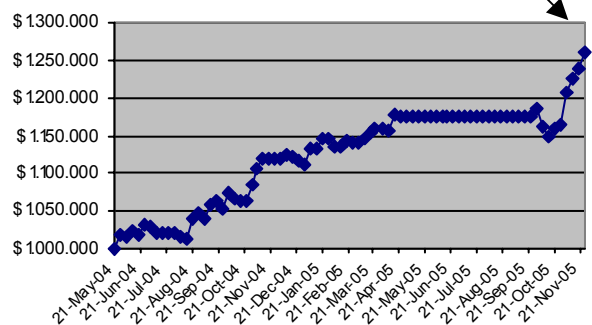
## Weekly Performance Track (25th Nov. '05)

Starting Capital: US\$1,000,000 (21<sup>st</sup> May 2004).

4 Winning Closed Trades, 0 Losing Closed Trades.

Change in NAV since 1 week ago: +1.6%

Change in NAV since inception: **+26.0%**



**Disclaimer:** The timing signals and comments provided by ContraQuant Limited are for research and information purposes only, and should not be considered as investment advice. Descriptions of trading posture and trades simulate our own investment activity, and do not in any way infer that such actions are likely to be profitable. Reliance upon information provided by ContraQuant Limited is at your own risk, and we shall not be held liable for any loss due to posted timing signals and comments. Further, ContraQuant Limited is not registered with any association in any capacity to give investment advice. This document may not be reproduced nor copies circulated without prior authority.