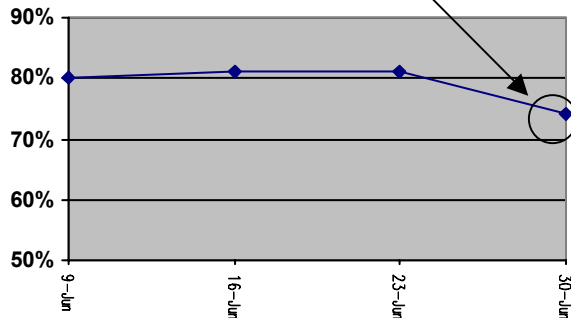


# Swing Trading Bulletin

Week 111,  
Market Close,  
30th June 2006

SQ  
Bullish Probability

30<sup>th</sup> June '06:  
SQ = 74%

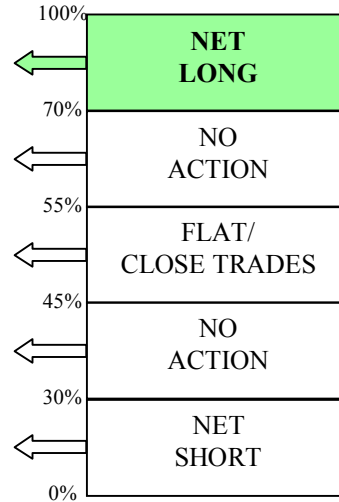


**NOTE:** "SQ" is a market timing system for contrarian "swing traders" (2 weeks to 4 months). It is 100% sentiment and probability based. A unique process of "scoring" various sentiment input indicators derives a bullish probability for the market - SQ. This activates the trading model (above right) at certain trigger points.

SQ  
Bullish Probability

TRADING  
MODEL

NASDAQ Composite  
CLOSING LEVEL



30<sup>th</sup> June 2006,  
Closing Level:

**2172**

SQ INPUTS

The sentiment inputs come from the options market, market surveys, asset allocation and proprietary indicators.

## Commentary

Our patience began to be rewarded last week as the market bounced 2.4% which took our open LONG position into profit above its average entry price. The fact that there is continued scepticism is exactly what we want to see as our model stays at a relatively high 74% bullish probability. Being 100% committed LONG we can now only wait and hopefully capture further gains in the weeks/months to come.

## Trading Model Rules

All trades are against the NASDAQ Composite and executed either:

- Against the coming week's opening level of the Composite index.
- Via limit/stop orders at a specified level as described in the prior week's report.

Zero transaction/trading costs assumed and no spread. No interest on cash balances. All stop and limit orders entered at the next market open on a "good until cancelled" basis; specified order levels correspond to the NASDAQ Composite. Cancellation can take place only within a report such as this. All trades executed at closest exact level (no fractions).

## Current Trades and Open Positions

**Trades Executed Last Week:**

NONE.

**Current Open Positions:**

\$US 1,240,024 LONG at average level of 2171 (filled on 22<sup>nd</sup> May at 2176 and 2178, 24<sup>th</sup> May at 2154 and 6<sup>th</sup> June at 2164).

**Current Pending Orders/New Trades:**

Stop Order to Close all positions at 1850.

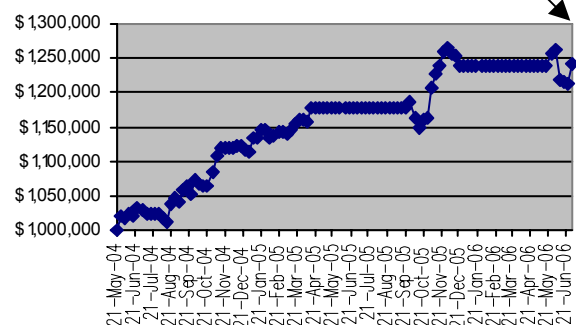
## Weekly Performance Track (30th June '06)

Starting Capital: US\$1,000,000 (21<sup>st</sup> May 2004).

5 Winning Closed Trades, 0 Losing Closed Trades.

Change in NAV since 1 week ago: + 2.4%

Change in NAV since inception: **+24.1%**



**Disclaimer:** The timing signals and comments provided by ContraQuant Limited are for research and information purposes only, and should not be considered as investment advice. Descriptions of trading posture and trades simulate our own investment activity, and do not in any way infer that such actions are likely to be profitable. Reliance upon information provided by ContraQuant Limited is at your own risk, and we shall not be held liable for any loss due to posted timing signals and comments. Further, ContraQuant Limited is not registered with any association in any capacity to give investment advice. This document may not be reproduced nor copies circulated without prior authority.