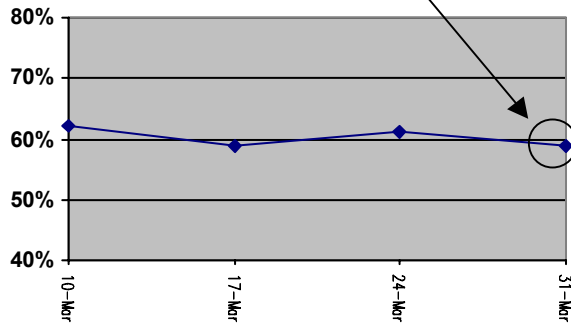


Swing Trading Bulletin

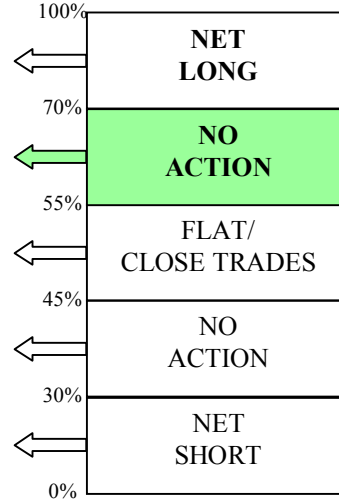
Week 98,
Market Close,
31st Mar. 2006

SQ
Bullish Probability



31st Mar '06:
SQ = 59%

SQ
Bullish Probability



TRADING
MODEL

NASDAQ Composite
CLOSING LEVEL

31st Mar. 2006,
Closing Level:
2340

SQ INPUTS

The sentiment inputs come from the options market, market surveys, asset allocation and proprietary indicators.

NOTE: "SQ" is a market timing system for contrarian "swing traders" (2 weeks to 4 months). It is 100% sentiment and probability based. A unique process of "scoring" various sentiment input indicators derives a bullish probability for the market - SQ. This activates the trading model (above right) at certain trigger points.

Commentary

With the NASDAQ Composite up last week to touch both year-to-date and 12 month highs, we might have expected more bullish complacency than is currently reflected in our model reading of 59%. The model has stayed near these levels for quite an extended period. It is therefore likely that either a sharp breakout or breakdown will be needed to move the reading out of its tight range. Only then will we be tempted to enter a fresh directional trade.

Trading Model Rules

All trades are against the NASDAQ Composite and executed either:
(i) Against the coming week's opening level of the Composite index.
(ii) Via limit/stop orders at a specified level as described in the prior week's report.
Zero transaction/trading costs assumed and no spread. No interest on cash balances. All stop and limit orders entered at the next market open on a "good until cancelled" basis; specified order levels correspond to the NASDAQ Composite. Cancellation can take place only within a report such as this. All trades executed at closest exact level (no fractions).

Current Trades and Open Positions

Trades Executed Last Week:

NONE.

Current Open Positions:

\$US 1,240,024 in cash.

Current Pending Orders/New Trades:

NONE.

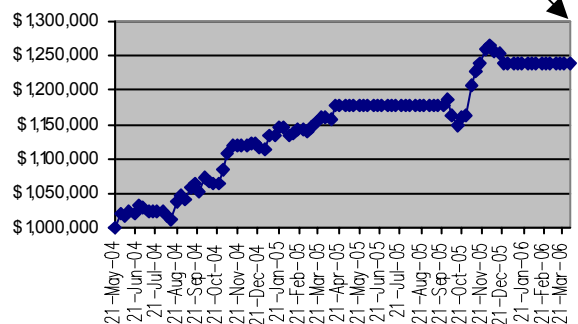
Weekly Performance Track (31st Mar. '06)

Starting Capital: US\$1,000,000 (21st May 2004).

5 Winning Closed Trades, 0 Losing Closed Trades.

Change in NAV since 1 week ago: +0.0%

Change in NAV since inception: +24.0%



Disclaimer: The timing signals and comments provided by ContraQuant Limited are for research and information purposes only, and should not be considered as investment advice. Descriptions of trading posture and trades simulate our own investment activity, and do not in any way infer that such actions are likely to be profitable. Reliance upon information provided by ContraQuant Limited is at your own risk, and we shall not be held liable for any loss due to posted timing signals and comments. Further, ContraQuant Limited is not registered with any association in any capacity to give investment advice. This document may not be reproduced nor copies circulated without prior authority.